


---

## OFFICERS

Shelly Kettell 773-6070  
Nancy Ballantyne 249-1346  
Rebecca Chatham 417-4919  
Cheryl Yergler 596-1549

# Columbine Quilters

January 2025



Happy New Year!

Out with the old and in with new.

It has been a great privilege to serve the last two years as Columbine's president. We have a great time coming together and sharing our quilts and other projects. Show and Tell is always a great time.

I know 2025 will be a great year with Shelly being our president. Just want to remind you that our dues of \$20.00 are due at the January meeting. If you are not able to attend the meeting the dues can be mailed to: Columbine Quilters 68295 LaSalle Rd. Montrose, CO 81401.

Our meeting is on January 4, 2025 will be at the Welcome Home Alliance Warrior Resource building. See you there.

Cheryl

## COLUMBINE MEETING MINUTES

December 7, 2024

The Columbine Quilters met December 7, 2024 at the Welcome Home Alliance building. Fourteen members attended, and no guests.

There were no announcements, and one date correction to the November minutes, then they were approved as posted in the newsletter.



**Ladybugz Quilt & Yarn**  


Sue Lorimer  
 Owner  
 330 S 8th Street  
 Montrose, CO 81401  
 970-249-1600  
[sue@ladybugzquilt.com](mailto:sue@ladybugzquilt.com)  
[www.ladybugzquilt.com](http://www.ladybugzquilt.com)

**CLUBB'S**  
**Fabrics**

417 Main Street, Delta, CO (970)874-3596  
[www.clubstore.com](http://www.clubstore.com)

A full line fabric store stocking what you need for fine quilting fabrics, apparel, utility, upholstery, and notions. Our enormous selection has what you need to start or finish your project.

Linda Carlton  
 Edge to Edge & Quilt Finishing

**KREATIVE THREADS**  
 Longarm Machine Quilting

14880 6130 Road  
 Montrose, CO 81403  
 (970) 209-7299 Phone  
 Email: [linda@kreativethreads.com](mailto:linda@kreativethreads.com)



**Hi Fashion** SEWING MACHINES & QUILT SHOP

**BERNINA** made to create  
**JANOME**  


Bernina Jeff  
 970-256-1293  
[jpvlefty@aol.com](mailto:jpvlefty@aol.com)  
[www.HiFashionGJ.com](http://www.HiFashionGJ.com)

Open Monday - Friday 9:30-5:30  
 Saturday 9:30-2:00  
 2584 Patterson Rd. Unit B Grand Junction, CO 81505

Shopify



Jeff's YouTube



 **Quilters Inspiration**

200 W Grand Ave #12  
 Grand Junction CO 81501  
 (970) 549-4482

[www.QuiltersInspiration.com](http://www.QuiltersInspiration.com)  
[QuiltersInspiration@gmail.com](mailto:QuiltersInspiration@gmail.com)  
 #quiltersinspiration

Mon-Fri 10 am - 7 pm  
 Sat 10 am - 5 pm

*Let us inspire your next project*



# Black Canyon 2025 Quilt Show News

December 2024

The 2025 raffle quilt has been quilted. It's a stunner! A photograph of the quilt will soon be on the BCQS website. [www.blackcanyonquiltshow.com](http://www.blackcanyonquiltshow.com)

The 2026 raffle quilt pattern has been selected, fabric has been purchased, and a schedule is being drafted for the piecing and appliqué.

Signups are underway for the classes and lecture offered by Jean Impey for the 2025 show. You can sign up on the BCQS website.

A tentative contract with Charisma Horton for the 2026 show has been signed pending confirmation of the show dates. 2026 BCQS EDUCATION Instructor will be: Charisma Horton <https://charismascorner.com/> Please share freely to choose a pattern from Charisma, [charismah@msn.com](mailto:charismah@msn.com) techniques with machine or hand projects. Charisma Horton is very versatile. Please share with All Board members and Quilt Guilds . Thank you Judith Kennedy 970-728-5578

BCQS now has 211 followers on Instagram. Our outreach beyond Montrose continues to grow. If you have a quilt, ribbon winner or not, from any previous show that you would like to share, send a photo to Deanna Chronister.

Following numerous discussions, the Board has decided that the Boutique proceeds will be divided between BCQS and the chosen charity. The current distribution will be 40% of sales to BCQS and the remainder to the charity. This amount can be revisited in subsequent years. The show is a tremendous effort, created by and set up entirely by volunteers.

There are numerous areas that require financial support beyond the income derived from entry fees. Keeping a portion of the proceeds will enable the show to pay its bills and continue presenting the excellent show BCQS has been through the years.

A By-Laws review committee has been formed and will begin meeting in January. If you have suggestions for changes to the BCQS by-laws, please communicate those to Ami Krenzel, Carolyn Ray, Pam Grow, or Cyndi Holman.





## Columbine Quilt Group

### December 2024

We met in the other side of the building around the conference table, so we looked like an official meeting of the quilters!






Thank you to Evelyn for stepping in as Secretary!



# Pillowcases! for 'Heads at Ease'!

Thank you to Bettie – super busy with a huge pile!  
And Thank you to Paula for supporting the cause! So many!



SHOW and TELL and SHARE



Shelly finished the malted mystery quilt!



Cheryl showed her finished towels! The left belonged to her mom!



Cheryl put binding on this colorful quilt and doctored up the black 'n white...it was in dire need of some help with the quilting...from Hospice.





Baby Bryer enjoying his new Cowboy quilt





Evelyn was busy! Got her granddaughter's quilt finished and bound! Finished the cute cowboy quilt as you go! So fun! Made more towels! And Burden Bears for The Dolphin House! So kind!



Kim shared her amazing Christmas tree runner!! Hoping she teaches us!

This adorable seahorse quilt is being gifted with a book and stuffed animal!



Sally made an adorable Thanksgiving table runner with fabric from her stash!!  
And started on a Strippy pillow just this morning before our get together!



Finished projects from the year – Deb headed a UFO '24 Challenge...



Cheryl finished both, her triangle quilt and signature quilt this year!




Deb shared her finished tops...now to quilt!



Deb shared her finished top from a class at "Garden of Quilts"

Paula will have more to share in January...cuz the year isn't over yet!




Paula made a quilt kit and asked for a volunteer to read through it and make it up! We may have a new pattern writer on our hands!



SOCKS...Socks...SOCKS!  
Our group is donating over 200 pairs!

Have a very Merry Christmas!! See you in 2025!!



MISSOURI STAR  
— QUILT CO. —

## GUIDE *to* PRECUTS


A PRECUT IS A BUNDLE OF FABRIC CUT INTO A  
UNIFORM SIZE FOR CONVENIENCE, OFTEN CONTAINING  
EVERY PRINT FROM AN ENTIRE COLLECTION.

---

**COMMON PRECUTS**



**1.5" Strips (Honey Buns)**  
1.5" x Width of Fabric  
Typically 40-42 strips, approximately 1 3/4 yards  
Make your own: 2 yards



**2.5" Strips (Jelly Rolls)**  
2.5" x Width of Fabric  
Typically 40-42 strips, approximately 2 3/4 yards  
Make your own: 3 yards



**2.5" Squares (Mini Charm Packs)**  
2.5" x 2.5"  
Typically 40-42 squares, approximately 1/4 yard  
Make your own: 1/2 yard

\*Fabric is typically 42-44" wide



**5" Squares (Charm Packs)**  
5" x 5"  
Typically 40-42 squares, approximately 1/4 yard  
Make your own: 1 yard



**10" Squares (Layer Cakes)**  
10" x 10"  
Typically 40-42 squares, approximately 2 3/4 yards  
Make your own: 3 yards



**Fat Quarter Bundles**  
18" x 22" per piece  
Pieces per bundle varies

---

**MAKE YOUR OWN  
QUILT TOP**

GENERALLY, THIS IS HOW MANY OF EACH PRECUT PACK  
YOU'LL NEED, DEPENDING ON THE SIZE AND PATTERN.

<b>Packs of 5" Squares</b>	OR	<b>Packs of 10" Squares</b>	OR	<b>Packs of 2.5" Strips</b>
1=Baby		1=Twin		1=Lap/Twin
2=Crib		2=Queen		2=Queen
3=Lap		2-3=King		3=King
5=Twin				
6-8=Queen				
8-10=King				



MISSOURI STAR  
— QUILT CO. —