

### A NOTE FROM YOUR PRESIDENT

September 2024

Aren't you happy the hottest temperatures are (hopefully) behind us? The cool nights are so nice when we're sleeping with the windows open. I hope you're enjoying them, as well as the not-so-hot days. Are you getting some sewing time in? We have several projects going on that you can be working on: The Churn Dash Challenge, due at the October meeting; the Toy & Quilt Project for Dolphin House, due at the November meeting; the log cabin blocks project, due any time before December, and the Wild & Goosey project, also due any time before December.

Your guild needs members willing to serve on the Board or on the committees that do such important work.

- Newsletter Editor – responsible for publishing the monthly newsletter and passing along additional items to the membership as the need arises. Outgoing Editor Penny Jansen is offering to train you, and she says it's gotten pretty easy as technology has improved.
- Give it a Try Coordinator – responsible for scheduling the after-meeting Give it a Try workshops, and providing information about those workshops to Bonnie Bucknam (for the newspaper), the Newsletter chairperson, and the contact persons for San Juan Quilters and Columbine Quilters..
- Audit/Budget Committee (needs 2 more)

~Cyndi

### Mark Your Calendar!

**Sept. 19 - Handwork Small Group** - Meets the 3rd Thursday (note the change) of the month from 10 am- 12pm at Ladybugz. All are welcome regardless of what you are working on.

**Sept. 21 -Black Canyon Quilt Show Annual Board Meeting** - Police Department Meeting room 9:00 am. A quorum of 28 is needed. Please come!.

**Sept. 26 -Friendship Quilters Guild Meeting** - Friendship Hall 9:00 am Social Hour, 9:30 am. Meeting. Kim Lindel and using fall fabrics. **Color and Theme:** Fall colors and projects. **Improv Group** - meets immediately after the September guild meeting.

**Oct. 3 - Friendship Quilters Board Meeting** - 2:00 p.m. U.S. Bank Building.

**Oct. 10,11, 12 - Fall Retreat** - Ouray County Fair Grounds **This event is full.**

**Oct. 24 - Friendship Quilters Guild Meeting** - Montrose County Events Center - 9:00 a.m. Social Hour, 9:30 a.m. Meeting. "Churn it Up" challenge projects due **Color and Theme:** Orange and Pumpkins.

#### Board 2024

**President:**

Cyndi Holman

**Vice President:**

Bonnie Bucknam

**Secretary:**

Gail Sosa

**Treasurer:**

Susan Werner

**Hospitality Chair:**

Cathy Romaniello

**Newsletter Editor:**

Penny Jansen

**Program Chairs:**

Jean Hatfield

Elizabeth Binder

#### Committee Chairs

**Caring Quilts:**

Kim Lindel

Debi Saliman

**Historian:**

Karla Gilbert

**Hope West Quilt:**

Cindy Tafoya

**Library:**

Karla Gilbert

**Library Quilt:**

Gail Fox

**Quilt Show Liaison:**

Cyndi Holman

**Retreat:**

Barb Crossan

**Scholarship:**

Elizabeth Binder,

Doris Chamberlain

**Sunshine:**

Susie Quesnel

**Welcome:**

Jan Edwards

Darnetha Cobb

Kim Bolling

**Fundraising:**

Amy Krenznel

**Audit:**



## Friendship Quilters of Western Colorado

Montrose County Event Center – August 22, 2024

The meeting was called to order by President Cyndi Holman. There were 41 members signed in and we welcomed ten guests. Members of San Juan Quilters and Columbine Quilters from Montrose and the AQUA Art Quilt Association from Grand Junction were invited to attend the presentation by Linda Beach.

The minutes from the July meeting were approved as printed in the newsletter. Susan Werner gave a treasurer's report. We do not publish financial information in the newsletters, questions should be addressed to Susan.

### **President's Remarks**

Cyndi addressed the members with a need for participation in several guild committees. The bylaws are up for review in the 2025 year and we need to have several people for that task. Carolyn Ray, Karla Gilbert, and Margaret Noah volunteered to serve on that committee.

This is the time of year when we need to think about officers for next year. We need a nominating committee. Mary Ross has agreed to chair the committee, but she needs additional members to serve on the committee. The slate of officers is presented in October, voted on in November and installed in December.

In January 2025, we need to have a budget and audit committee. Verna Mullet volunteered to serve on that committee, she needs at least two more members to help.

Jean Hatfield has agreed to continue with organizing programs but needs another member or two to complete the committee.

Cyndi thanked all the people who helped with the quilts at the county fair. We need a volunteer to chair the County Fair Exhibit next year.

### **Committee Reports**

Newsletter items to Penny Jensen by September 10

Retreat is full, there is a waiting list.

Upcoming Events and Give It a Try Classes:

Patty Heath - Improv Piecing after the August meeting.

Road Trip - August 29

September Program will be given by Kim Lindel. She will present a variety of activities for fall décor.

Dolphin house presentation at the September meeting by Raymie Suppes

Improvisation Group with Margaret Noah meets immediately after the September meeting.

Challenge Quilts will be shared at the October meeting.

Christmas Ornaments with Jean Hatfield – October

Quilts and Toys for Dolphin House - November

### **Program – Linda Beach**

Linda Beach came from Grand Junction to talk to us about her beautiful art quilts. She talked about her experiences as a quilter, what inspires her and she shared information about her construction process and brought beautiful pieces to share. A special thank you to Bonnie Bucknam for arranging to have her come.

### **Reminders**

Churn It Up Challenge

Challenge Quilts must include at least four churn dash blocks using red fabric combined with a neutral. Blocks can be any size. Additional blocks, sashing, borders, and all other design elements are the member's choice.

The finished quilt must have three layers, must be quilted or tied, and edges must be finished. The quilts will be presented at the October meeting. Note ... neutral colors are defined as colors that lack saturation and create a restful effect.

Respectfully submitted ... Elizabeth Binder



## Black Canyon Quilt Show News

### BCQS Needs You!!!

Putting on a quilt show is a big undertaking. Numerous people are needed to "work behind the scenes" to plan and coordinate each show. Your help during the quilt show is greatly appreciated, but believe it or not, planning for the next show needs to start shortly after the previous one ends. Behind the scenes work is done by the totally volunteer Board of Directors which is comprised of Officers, Committee Chairs and Guild Liaisons. These people commit to attendance at monthly meetings for communication purposes and decision making. The Bylaws state that the Board should be comprised of between 19 and 25 people. Currently fewer than 19 people have made any kind of commitment.

Volunteers are needed for the following positions. Please go to [blackcanyonquiltshow.com](http://blackcanyonquiltshow.com), under the About Us tab, to read a description of what each job entails in the Bylaws. Detailed notebooks are provided to help "newbies" through their jobs.

President  
Secretary  
Education  
Hospitality  
Judging  
Vendors  
Volunteers

Please contact Sue Palmer at 970-570-5026  
[suepalm62740@gmail.com](mailto:suepalm62740@gmail.com)  
or  
Karla Gilbert at 970-417-4842  
[kjgilbert235@gmail.com](mailto:kjgilbert235@gmail.com)  
with questions or to volunteer

How nice it would be for **each** BCQS committee Chairperson to have a cochair to learn the ropes and help share the work.

Voting for new Board members will take place at the **Annual Meeting on Saturday, September 21<sup>st</sup>** at the Police Department meeting room at 9:00a.m. A quorum of 28 is needed at this meeting. Please come!!!

Newly elected Board Members will hold their first meeting immediately after the Annual Meeting. Let's get ready for the 2025 Black Canyon Quilt Show!!!

## FQWC Programs: “More in ‘24”

*Learn More* 🌀 *Create More* 🌀 *Share More* 🌀 *Make More* 🌀 *Try More* 🌀 *Dream More*

**September 26** - We will meet in Friendship Hall this month! Our Color of the Month and Project Theme this month is FALL THEMES – wear your favorite fall color and bring those gorgeous autumn-themed quilts!!! Kim Lindel will keep the fall feeling going through her program on using fabric scraps to create gorgeous fall décor pieces. We will also have a representative from Dolphin House speak to us about the services they provide in our community in anticipation of the Quilt and Toy Parade in November.

**October 24** – Color of the month: ORANGE. Project Theme: Pumpkins or Halloween (of course)! Turn in your Guild Challenge project: “Churn it Up”. Remember, this is NOT a contest with voting or prizes, but it should reveal the creativity that runs rampant in our group! See additional information elsewhere in the newsletter for details on the Challenge.

After the Challenge Reveal, we’ll play a fun game; you’ll need to bring 10-12 strips of fabric (any color will do) that are 2 ½” wide X WOF (42”±) Be ready for some giggles!

**November 21**: November is Native American Heritage Month so our Color of the Month is TURQUOISE and we’d love to see your Native American Theme projects during the “regular” Show-and-Share time. The highlight of the day will once again feature a “Quilt and Toy” Parade. Pair your quilt (any size) with a coordinating toy to be donated to children (any age) of families served by Dolphin House Child Advocacy Center. This has become a favorite Guild tradition that supports this important Community Resource. Be sure to stay for the Parade – it is ALWAYS amazing!!

### Keep those Log Cabin blocks coming!

We’ve collected 139 log Cabin blocks so far. Keep them coming so we can make at least 2 beautiful quilts in 2025! They’re easy and fast and you can use up some of those ever-present SCRAPs! These blocks start with a 2 ½” RED center and are sewn with a definite light side, and a definite dark side of random width strips. They should be trimmed to 8 ½” before you turn them in.

### Wild and Goosey Flock Count

Our Goose flock count is up to 60, but it will take a LOT more of these little paper pieced blocks to make a quilt! These little gems are perfect for those really tiny scraps! Remember to trim the blocks and—please tear off the paper before you drop them into the bin. Pattern is again attached to this newsletter so you can print off a few copies and get to sewing!!

**The pattern in on page 6.** Be sure to check the gauge and adjust as needed.

# “Hands On Program” During September 26th Guild Meeting

## Fall Fabrics to Make Fabulous Fall Decor

Happy September Everyone,

I am teaching a class on how to use your Fall fabrics to make fabulous Fall Decor.

I will have plenty of fabric to pick from. There will be many projects to choose from:

Please bring scissors and a glue gun if you have one.

Easter Egg Acorns

Fall Bunting

Fall wrapped pumpkins

Fabric folded pumpkins- this is like the spiral ornament that Carolyn Ray taught a few months ago but, this one will be pumpkin shaped.

I have the styrofoam pumpkins.

You need to cut two strong contrasting but complimentary colors.

- 40 2x 3 1/2 rectangles color 1
- 36 2X 3 1/2 rectangles color 2
- 1 2 1/2 x 2 1/2 square
- 325 plus straight pins
- measuring tape

It should be a lot of fun

See you on the 26th

~Kim Lindel

720-490-5605

## “Give It A Try” - October 24 – Paper Pieced Ornaments

What: Small paper-pieced ornaments ready to hang or send to friends and family

When: Following the Oct. 24 FQWC Guild Meeting - noon-4pm

Cost: \$10 per person, payable at the class

What is supplied: Variety of paper patterns, some hanging ribbon/cord, some felt backing, big box of Christmas fabric scraps for your use

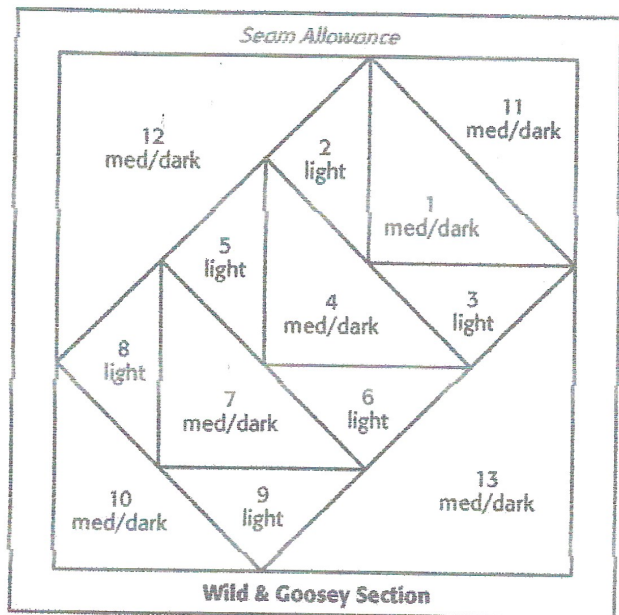

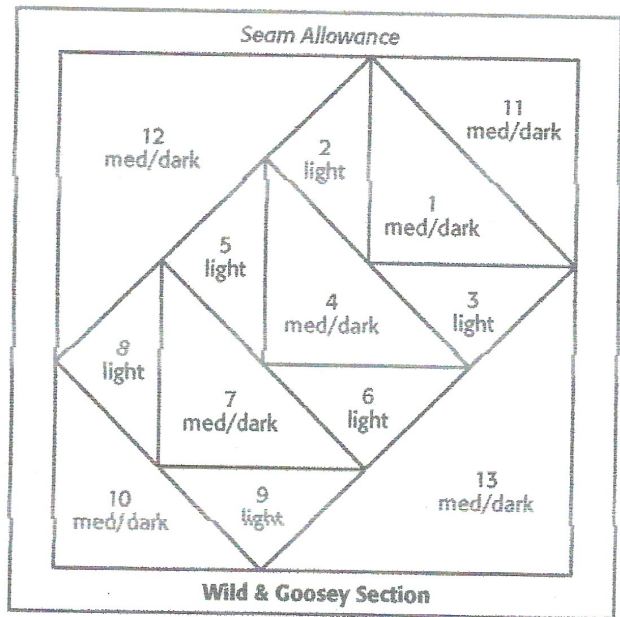
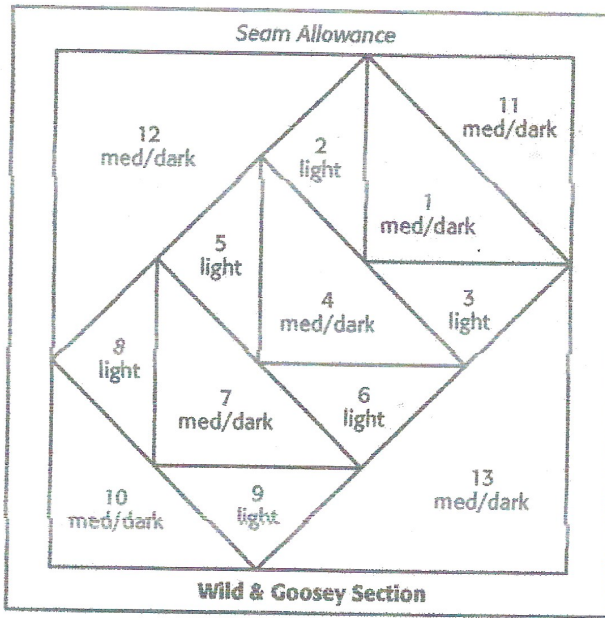
Supplies YOU Bring: Sewing machine, thread, small scissors, small cutting mat, rotary cutter, glue stick, fabric scraps in your chosen colors (if not traditional red/green Christmas)

Nice to bring (if you have them): Add-a-Quarter” or “Add-an-Eighth” ruler, pinking shears

Sign up at September 26 Guild Meeting, or contact Ami Krenzle to get your name on the list!







Patterns are the reverse of the finished block.

Pattern should measure 3½" across including seam allowances.

This line should measure 2".

If it does not, check the printer settings to make sure there is no page scaling—print the page at 100% or actual size.

Copyright © 2013 Creative Crafts Group, LLC. All rights reserved.

Visit our website  
[quiltmaker.com](http://quiltmaker.com)  
Subscribe to *Quiltmaker* magazine  
Subscribe to Quilty News

The Quiltmaker Blog  
[quiltmaker.com/quiltypleasures](http://quiltmaker.com/quiltypleasures)

Kits, Digital Issues, Books  
[shopquiltmaker.com](http://shopquiltmaker.com)

Facebook  
[facebook.com/QuiltmakerMag](http://facebook.com/QuiltmakerMag)

# Announcements

**Thank you to everyone who attended our August Meeting.** Here's what some quilters said about the program. "Amazing", "so interesting", "very well received. "She [Linda Beach] was articulate", "best program".

**Quilts and Toys for Dolphin house show-n-tell** is at the November Guild Meeting. This quilt activity for charity is always a big hit. Raymie from Dolphin House will give a brief program about Dolphin House and the positive impact of FQWC quilts and toys.

**Thank you and Please from CASA** Thank you to everyone who has contributed to CASA by donating quilts and/or sewing curtains. The CASA homes have been open for four weeks and people have started moving in. 15 units are furnished including quilts, furniture, curtains, and kitchenware. **They still need 15 quilts and 14 bags of curtains to be sewn.** The quilts can be either throw quilts or bed-sized. Please talk to Gail Sosa if you can help.

**Reminder - The September Guild meeting** will be in Friendship Hall. This is a change for September only.

**Help Wanted! FQWC Newsletter Editor starting in 2025!** Training provided.

This board position is perfect for someone with a modicum of computer skills and a willingness to learn more. Here are three great reasons to say "yes."

1. The newspaper template is set (Thank you, Karla Gilbert) but can be modified as needed.
2. Guild members have been great at submitting articles. (e.g. You don't have to write a lot of original content.)
3. I am willing to come to your house and teach you everything I know to make this job as easy as possible.

Please consider volunteering for this board position that takes between 5 and 10 hours per month.

If you have questions, please contact me, Penny Jansen, [penjansen50@gmail.com](mailto:penjansen50@gmail.com) BTW, the sooner you say "yes" the more time I'll have to help you get started.

**Improv Group** - meets immediately after the September guild meeting. Anyone interested in Improv Quilting is welcome to attend. Please bring your improv work from the past few months. We will discuss what you, as a member of the group, would like to learn. See you in September. Margaret Noah



## Churn It Up - 2024 Friendship Challenge

Challenge pieces must include at least **four red churn dash blocks**, using red fabric combined with a neutral. **Churn blocks can be any size.** Additional blocks, arrangements, sashings, borders and all other design elements are the maker's choice. The finished quilt must have three layers, must be tied, or quilted and must have finished outside edges. The quilts will be presented at the **October meeting.**

Note ... neutral colors are defined as colors that lack saturation and create a restful effect.

Questions - Please Contact Elizabeth Binder at [lizz45binder@gmail.com](mailto:lizz45binder@gmail.com)

**Fall Retreat is October 10, 11, & 12.** The retreat is now full. For those who are attending, please contact Barb Crossen if you can bring an ironing board and iron.

[bhearcross13@gmail.com](mailto:bhearcross13@gmail.com) or text to 719.239.0723

**Reminder** Continue to bring your "Wild and Goosey" and "Red centered Log Cabin" quilt squares to each guild meeting. Together we can make amazing group quilts!

**Be sure to check out the advertisers** at the end of this newsletter. Click on the business card for links to their webpages and for more information.

**Road Trip Report** 9 quilters and 3 cars headed to Delta and Grand Junction for some quilt supply shopping, lunch and camaraderie. Stops at Clubbs, Quilter's Inspiration, Hi-Fashion, and lunch at McAllister's made for a great time. Be on the lookout for the next trip...You don't want to miss it!

### **Contact Person Needed for Give-it-a-Try**

**Classes.** The Give-it-a-Try classes are gaining in popularity and there are a handful of quilters who've indicated they could demo/lead a class for next year. **We need a contact person** to take the names of the presenters, and send the information to the newsletter editor and Bonnie Bucknam for the Daily Press. Please contact Cyndi Holman if you can help.

**Attention Art Quilters** The Art Quilt Association in Grand Junction is having a show "An Exhibition of Quilting as an Art Form" by The Art Quilt Association at Art Center of Western Colorado, 1803 N. 7th St. from **September 6 - September 27.**

Our own Bonnie Bucknam and August's presenter Linda Beach have quilts at this exhibit. Here is a little about this organization,

*From landscapes to gardens to portraits and more, our members turn fabric into magical works of art. We are passionate in our desire to manipulate all types of textiles and to explore the diversity of mixed media. Our association has grown to nearly 60 members this year, who meet monthly at The Art Center in Grand Junction. We also offer frequent demonstrations, retreats, and workshops, as well as multiple-day learning sessions with today's leading instructors in this art form.*



## Guild Jobs

### September 2024

Front Desk: Mary Ross and Barb Crossan

Snacks: Gail Purnell, Mary Beth Clayton, Ingrid Todd, and Karla Gilbert

Clean Up:

Quilt Holders: Ingrid Todd

Please sign up for jobs at the front table!!!! **Remember to bring your own drink.**

## Quilt Events ... Get Out and About



**Sept. 6 - Sept. 27** An Exhibition of Quilting as an Art Form - The Art Center of Western Colorado, Grand Junction, CO

**Sept. 13 - Sept. 14** Walla Walla Quilt Festival - Walla Walla, WA.

**Sept. 26 - Sept. 28** Quilt-A-Fair - Boulder Country Fairgrounds, Boulder, CO

**Sept 27-Sept. 28** AR Village Quilt Show - Bentonville, AR.

**Sept 27-Sept. 28** Lady of the Lake Quilt Show - Lakeport, CA.

For an extensive list of quilt shows around the country, click on the link to the website .

<https://ronatheribbiter.com/>

Did you know that by clicking <https://www.quiltinghub.com/Maps> you can plan a trip with a list of



**To those of you with September birthdays, may your day be special.**

Wynema Chilianis, Jan Edwards, Gail Fox, Nona Kay Frantz, Peggy King,  
Debbie Miles, Susie Quesnel, Carol Soderquist, Mary Ann Stark,

## Sunshine

Do you know anyone in need of a little "sunshine"? Please contact Susie Quesnel by clicking on this link to send her an email [susieq57@ymail.com](mailto:susieq57@ymail.com)

## Community Quilts

### Hope West

September's quilt is quilted and pieced by Nancy Kenton. The quilt name is Seminola Border Sample.



### Library

Verna Mullet pieced and quilted Crystal Star from a Jinny Byer pattern, using her color palette.




### Give-it-a-Try Class Quilt

For those of you who stepped out of your comfort zone and left your blocks on the table in August, thank you! Patty Heath combined them to create this adorable child's quilt pictured to the right.



# What's in the Friendship Library?

by Karla Gilbert



Are you having fun with the “Churning It Up” fall challenge? Maybe it’s time now to expand your creativity under the tutelage of Joen Wolfrom through her book, ***Patchwork Persuasion***. The book is a resource for quilters who are looking for ways to create unique quilts based on traditional block patterns. Through the book one can explore ways to enhance a quilt’s interest and beauty through block play. Change blocks by adding or eliminating design lines, removing block sections, rotating, staggering or floating blocks. Stretch, squeeze, or blend them, too.

Detailed explanations, numerous colored diagrams, and beautiful quilt photos make one want to try out some of Joen’s methods, even if they are simply done with small paper blocks as she suggests for placement experimentation before actually cutting into fabric.

I’ve got some new ideas for a collection of maple leaf blocks now!

Did you know.....

The Churn Dash is a very old 9-Patch quilt block pattern, originating between 1800 and 1849! Its name is a result of the resemblance of the triangle and rectangle perimeter of the block to a butter churn and the center square to the stick (or “dash”) of the butter churn.

From [https://materialgirlquilts.com/blog/2023/3/2/fat-quarter-churn-dash-quilt-tutorial#:~:text=The%20Churn%20Dash%20is%20a,%E2%80%9D\)%20of%20the%20butter%20churn.](https://materialgirlquilts.com/blog/2023/3/2/fat-quarter-churn-dash-quilt-tutorial#:~:text=The%20Churn%20Dash%20is%20a,%E2%80%9D)%20of%20the%20butter%20churn.)





## Caring Quilts News

	August 2024	2023 Totals	Preferred Size/ Info.
<b>Quilts Received from Guild Members Distributed to:</b>	*to be included next month	149	
<b><u>San Juan Cancer Center</u></b>		4	Twin and Lap
<b><u>Dolphin House</u></b>		48 + 38 toys	Twin
<b><u>Hope West</u></b>			Patriotic Only
<b><u>Life Choices</u></b>		12	Baby Quilts
<b><u>Community Options</u></b>			Bright colored Lap size
<b><u>Sleep in Heavenly Peace</u></b>		11	<b>47" x 83"</b> (provides a 4" drop on all sides for a 39x75x6" mattress—no more than an 8" drop on all sides is requested.), twin mattress pads, sheet sets, pillows, fleece blankets.
<b><u>Haven House</u></b>			Twin, lap, baby
<b><u>I80 Ministries (House of Promise)</u></b>			
<b><u>Casa</u></b>			Full Size bed and throws
<b><u>Crisis Mental Health Center</u></b>		14	Twin and Lap to be used in 18 bed facility and common area; occasional gift to someone in need.
<b><u>Hilltop</u></b>		12	
<b><u>Montrose Memorial Hospital</u></b>		10	Baby blankets
<b><u>Boutique</u></b>		27	Proceeds will be donated to Sleep In Heavenly Peace
<b><u>Chinle</u></b>		11	
<b><u>Nurse Family Partnership Program *</u></b>			36" x 36" quilts for toddlers and babies to lay on at meetings

# Final Results from Black Canyon Quilt Show

First Name	Last Name	Category	Name of Quilt	Type of Quilting	Ribbon
Debbie	Miles	Applique	Midnight In the Garden	Professional Moveable Machine	1
Margaret	Noah	Art	"Four Corners"	Non-Movable Machine	1
Jean	Hatfield	Challenge	Desert Dancers	Non-Movable Machine	1
Caroline	Ellermann	Mixed	Summer's Night and Day	Professional Moveable Machine	1
Verna	Mullet	Pieced	Boha Hearts	Non-Movable Machine	1
Marilyn	Mudge	Pieced	Bright Mystery	Non-Movable Machine	1
Ami	Krenzel	Pieced	Nine Patch Variation	Professional Moveable Machine	1
Verna	Mullet	Pieced	Mineral Matrix	Professional Moveable Machine	1
Mary	Ross	Applique	Feathered Friends	Professional Moveable Machine	2
Bonnie	Bucknam	Art	Irene, Goodnight	Professional Moveable Machine	2
Margaret	Noah	Challenge	Southwest Quilt Fiesta	Non-Movable Machine	2
Paula	Straw	Mixed	Sanctuary	Non-Movable Machine	2
Jean	Hatfield	Pieced	Migrations Table Topper	Non-Movable Machine	2
Maggie	Kleeves	Pieced	Amish Nouveau	Computer Aided Machine	2
Leslie M.	Gore	Pieced	Winter Joy	Professional Moveable Machine	2
Cyndi	Holman	Pieced	Perseverance	Professional Moveable Machine	2
Caroline	Ellermann	Applique	Our Swedish Heritage	Professional Moveable Machine	3
Paula	Straw	Art	Sinaida's Story	Non-Movable Machine	3
Judith	Kennedy	Challenge	Shaman of the Canyon	Non-Movable Machine	3
Diane	Davis	Mixed	Gingerbread Square	Computer Aided Machine	3
Marilyn	Mudge	Pieced	Undercover Mission	Non-Movable Machine	3
Denise	Betts	Pieced	Transformation	Computer Aided Machine	3
Betty	Favier	Pieced	Flower Garden - Dazzle Kale	Professional Moveable Machine	3
Sue	Sharman	Pieced	Lots of Stars	Computer Aided Machine	3
Diane	Davis	Mixed	Gingerbread Square	Computer Aided Machine	Best Computer-aided Quilting
Debbie	Miles	Mixed	The Quilting Bee	Non-Movable Machine	Best Non-movable machine
Pamela	Squirrel	Pieced	Those Trees	Non-Professional Movable Machine	Best non-professional movable machine
Caroline	Ellermann	Mixed	Summer's Night and Day	Professional Moveable Machine	BEST OF SHOW
Kaye	Wolfe	Mixed	Nova	Professional Moveable Machine	Best professional movable machine
Paula	Straw	Art	Sinaida's Story	Non-Movable Machine	Judge Cindy Seitz-Krug Choice
Paula	Straw	Mixed	Sanctuary	Non-Movable Machine	Judge Diane Pitchford Award
Cathy	Romaniello	Applique	Local Gossip	Professional Moveable Machine	Mayor's Choice
Debbie	Watkins	Art	Interwoven	Non-Professional Movable Machine	MCA Choice
Bonnie	Bucknam	Art	Irene, Goodnight	Professional Moveable Machine	NACQJ Award
Maggie	Kleeves	Small Pieced	Gelato Bargello	Computer Aided Machine	President's Choice
Mary	Ross	Applique	Feathered Friends	Professional Moveable Machine	Viewer's Choice



## For Sale

### For Sale

#### Knobless Compression Quilt Hanger

from Lori's Little Quilts

6 ft. long, Aged Oak finish

\$20 or best offer.

Call Sue Wright, **970-252-8250**



## For Sale - HQ SWEET 16

Barely used Handi-Quilter Sweet 16 and Handi-Quilter Bobbin Winder

Includes User Manuals, Getting Started Disk, and various tools

Also included are never used Echo Feet, a Glide Foot, and a Sure Foot

Extras include bobbins and various sized needles

Great machine and bobbin winder, but am retiring from quilting

Asking price for everything is \$2,200 or best offer.

Please call Sandy Michaud at 970-318-6451



## Support Our Advertisers

**Hi Fashion** SEWING MACHINES



**BERNINA**  
*made to create*

**JANOME**

**baby lock**

Jeff Vogel  
970-256-1293  
HiFashionGJ@aol.com  
www.HiFashionGJ.com

Open Monday - Friday 9:30-5:30  
Saturday 9:30-2:00

2584 Patterson Rd. Unit B Grand Junction, CO 81505

Laurie Gerse  
Your Artistry Perfected

**Custom Stitches**  
Longarm Machine Quilting

78 Snowy Peaks Dr.  
Montrose, CO 81403

(970) 318-0874 Phone  
customstitches1@gmail.com

**CLUBB'S**

**Fabrics**

417 Main Street, Delta, CO (970)874-3596

[www.clubbstore.com](http://www.clubbstore.com)

A full line fabric store stocking what you need for fine quilting fabrics, apparel, utility, upholstery, and notions. Our enormous selection has what you need to start or finish your project.

TENSION & KNOTS

Massage Therapy

- Neck
- Shoulders
- Back
- Arms
- Wrists

**MAKE YOURSELF a PRIORITY**



TherapeuticallyRelaxing.com

336 S 10th Street #207 Montrose CO 81401 970.417.8840

**Quilters Inspiration**

200 W Grand Ave #12  
Grand Junction CO 81501  
(970) 349-4482

[www.Quilters\\_Inspiration.com](http://www.Quilters_Inspiration.com)  
[QuiltersInspiration@gmail.com](mailto:QuiltersInspiration@gmail.com)  
#quiltersinspiration

Mon-Fri 10 am - 7 pm  
Sat 10 am - 5 pm

*Let us inspire your next project*

Linda Carlton  
Edge to Edge & Quilt Finishing

**KREATIVE THREADS**  
Longarm Machine Quilting

(970) 209-7299 Phone  
Email: [linda@kreativethreads.com](mailto:linda@kreativethreads.com)

14880 6130 Road  
Montrose, CO 81403

**Ladybugz  
Quilt & Yarn**



Sue Lorimer  
Owner

330 S 8th Street  
Montrose, CO 81401

970-249-1600  
[sue@lbzq.co](mailto:sue@lbzq.co)  
[www.ladybugzquilt.com](http://www.ladybugzquilt.com)